

LKM CUT 100

PRODUCT PARAMETERS



Lokermann S.r.l.
Via Produzione 16/18
37044- Cologna Veneta (VR)- Italy
Phone:+39 0442 1722469
E Mail: lokermann@lokermann.e
Website: www.lokermann.eu

CURRENT	100A
DUTY CYCLE	60%
GAS	AIR
PILOT ARC	ELECTRODE TO TIP
ARC IGNITION	PNEUMATIC
PRESSURE	5 BAR
GAS FLOW	200 L/MIN
CABLE TYPE	COAX
REAR BOX	CENTRAL ADAPTER



DESCRIPTION	CODE
PLASMA TORCH LKM CUT 100 6MT CENTRAL ADAPTER	24002
PLASMA TORCH LKM CUT 100 12MT CENTRAL ADAPTER	24007
CUTTING COMPASS	22550

IEC 60974-7



DECLARATION OF CONFORMITY

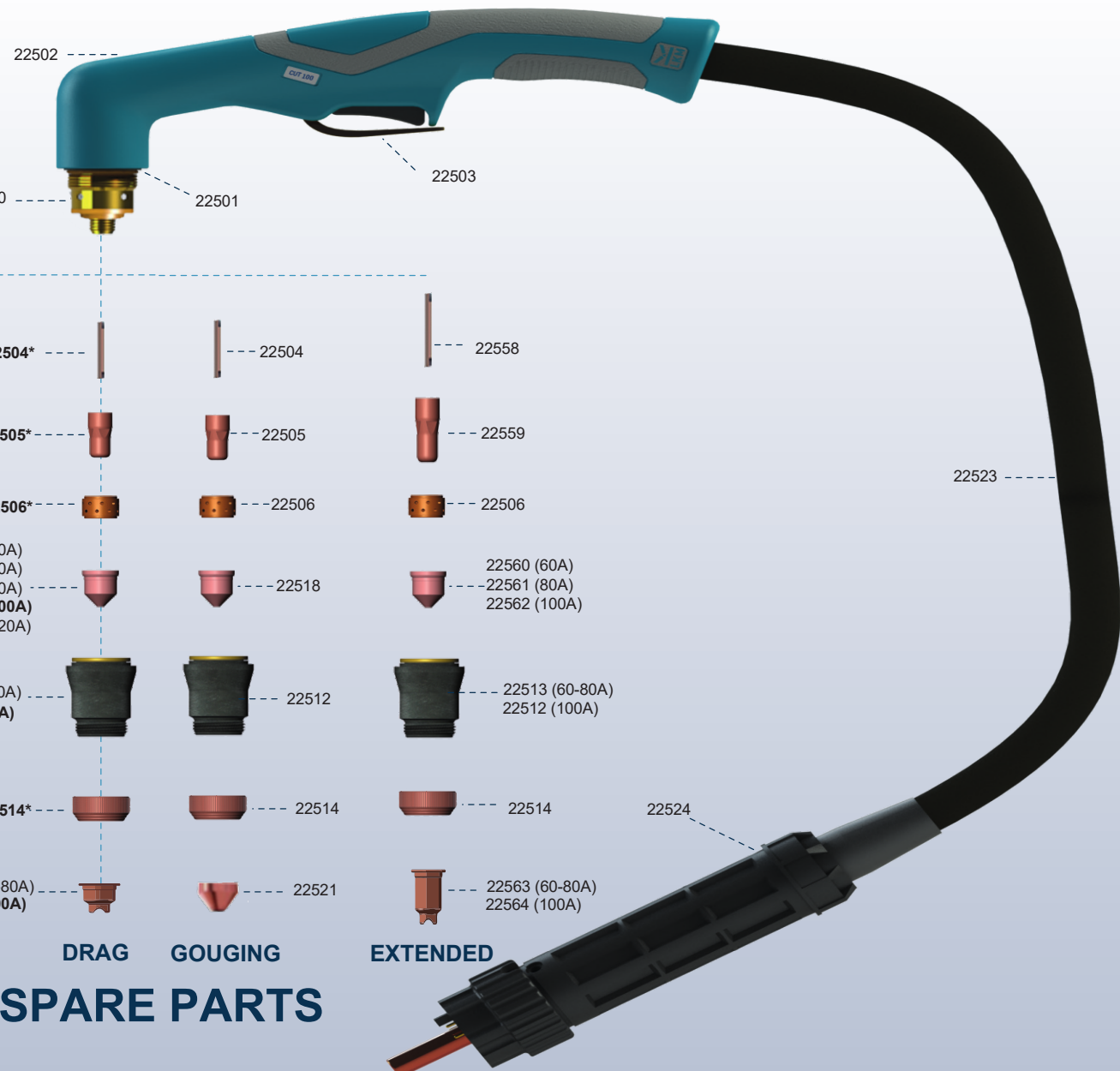
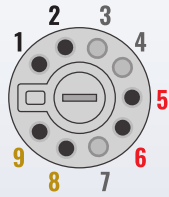
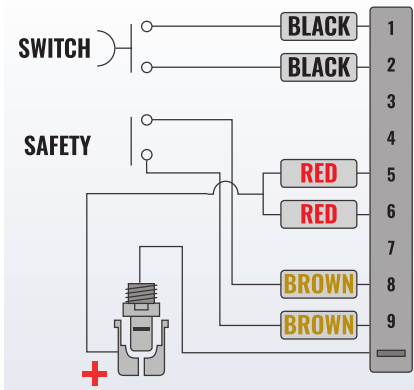
Lokermann S.r.l. declares that the products described and identified on this page complies with standard EN60974-7

LKM CUT 100

PRODUCT PARAMETERS



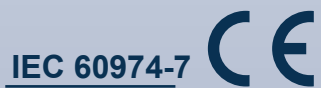
Lokermann S.r.l.
 Via Produzione 16/18
 37044- Cologna Veneta (VR)- Italy
 Phone:+39 0442 1722469
 E Mail: lokermann@lokermann.e
 Website: www.lokermann.eu



SPACER	DRAG	GOUGING	EXTENDED
22504	22504*	22504	22558
22505	22505*	22505	22559
22506	22506*	22506	22506
22511 (40A) 22510 (60A) 22509 (80A) 22508 (100A) 22507 (120A)	22511 (40A) 22510 (60A) 22509 (80A) 22508* (100A) 22507 (120A)	22518	22560 (60A) 22561 (80A) 22562 (100A)
22555 (40-80A) 22551 (100A)	22513 (60-80A) 22512* (100A)	22512	22513 (60-80A) 22512 (100A)
22552	22514*	22514	22514
	22516 (40-80A) 22515* (100A)	22521	22563 (60-80A) 22564 (100A)

* PARTS MOUNTED

SPARE PARTS



Reference numbers are for your convenience only. Data and images are indicative and can be changed without notice.